

FreshKon[®]

FREQUENT REPLACEMENT (POLYMACON) CONTACT LENSES

FreshKon[®] Alluring Eyes • FreshKon[®] Starz

**A Guide to Trouble-Free Contact Lens Wear
(Instructions for Use)**

Consult an Eye Care Professional for suitability of wear

www.freshkon.com

Contents

Sterile daily wear soft contact lenses, 62% polycarbonate, 38% water, immersed in 0.9% buffered saline.

Indications for Use (Intended Purpose)

Is applied directly to the cornea, and is designed for daily wear to enhance the color and/or the size and/or the definition of the natural iris and/or for the correction of refractive ametropia (myopia and hyperopia) in aphakic or not-aphakic persons with non-diseased eyes who may have 1.00 diopter (D) or less of astigmatism (Except plano lens). Eye Care Professional may prescribe the lens for daily wear on a frequent replacement schedule up to 6 months.

Lens Insertion

1. Wash your hands thoroughly with soap and dry them with a lint free towel.
2. Place the lens on the tip of your index finger. Make sure the lens is in a bowl shape and correctly oriented.



3. Hold up your upper eyelid firmly with one finger of your other hand.



4. While holding down the lower eyelid with one finger of your applying hand, carefully place the contact lens on your cornea.



5. Slowly release upper eyelid and gently close your eyes.



6. Repeat the same procedure for the other eye.

Lens Removal

1. Wash your hands thoroughly with soap and dry them with a lint free towel.
2. Check to ensure lenses are on your cornea.
3. Hold down lower eyelid with your middle finger.
4. Use forefinger to slide lens to lower part of eye.
5. Gently pinch the bottom edge of the lens with the pads of your index finger and thumb to remove lens.



6. Repeat the same procedure for the other eye.

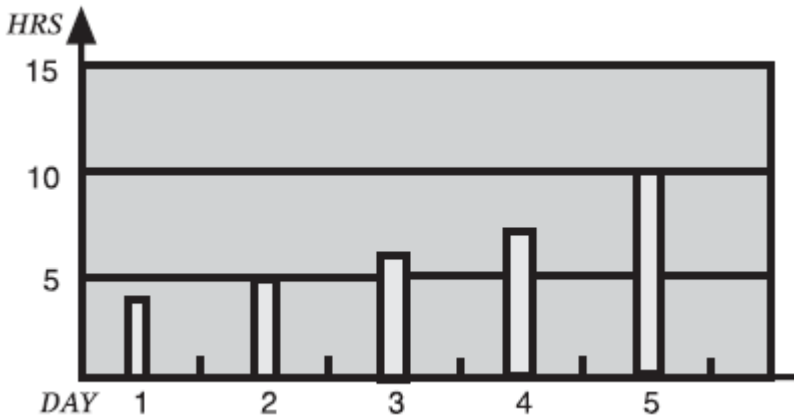
Daily Cleaning and Care Regimen

1. After removing the lens from the eye, place it on the palm of your hand and apply a few drops of FreshKon[®] Clear Multi-Purpose Solution onto the lens.
2. Rub the lens gently with your index finger against the palm for about 20 seconds on both faces.
3. Rinse the lens thoroughly with FreshKon[®] Clear Multi-Purpose Solution.
4. Soak the clean lens in the case with FreshKon[®] Clear Multi-Purpose Solution for your next use.
5. Never rinse your lenses in water from the tap.

6. Do not change the contact lens care system without consulting an Eye Care Professional.

Schedule for Daily Wear/ Recommended Replacement Schedule/ Follow-up Visits

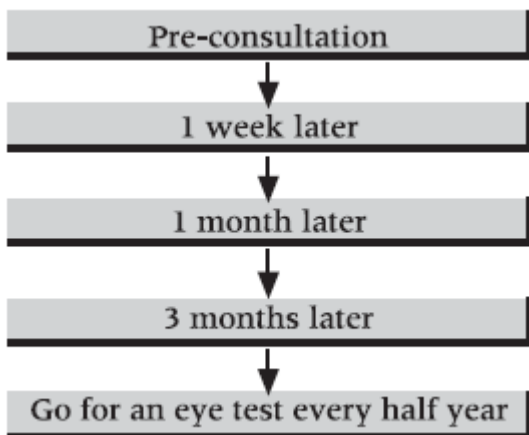
Schedule for Daily Wear



Note: You may notice a slight blur to the side when first wearing cosmetic contact lenses. This is normal for cosmetic contact lenses. Vision will improve after the wearer undergoes an adaptation period.

1. Never wear your lenses beyond the period recommended by your Eye Care Professional.
2. Always discard lenses worn on a frequent replacement schedule after the recommended wearing schedule prescribed by your Eye Care Professional. They are not indicated for overnight wear and you should not wear them while sleeping. Clinical studies have shown that the risk of serious adverse reactions is increased when these lenses are overused and worn overnight.
3. This lens is meant for daily wear and should be replaced after 6 months.





Follow-up visit

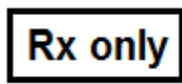


Contraindications/ Warnings/ Precautions/ Adverse Reactions

1. The safety and effectiveness of contact lens depends on proper use, eye infection with possible permanent damage to vision, can result from the failure to strictly follow instructions recommended in IFU.
2. Do not use the contact lens if any of the following conditions exist: (a) Any eye disease, injury, or abnormality that affects the cornea, conjunctiva, or eyelids (b) Any active corneal infection (bacterial, fungal, protozoal, or viral) (c) If eyes becomes red or irritated.
3. Proper use and care of contact lenses and lens care products, including lens cases, are essential for the safe use of these products.
4. In the event of an adverse reaction to the wearing of the contact lens, including discomfort to the eye, red eye, excessive tearing and blurred vision and/or unusual eye secretions, the user should immediately remove the contact lens and consult an eye care professional before resuming use. It is also recommended that you see your eye care professional routinely, as directed in IFU.
5. Eye care professional should be consulted regarding the use of the contact lens in certain atmospheric or environmental conditions that can cause irritation to the eyes.
6. Avoid all harmful or irritating vapors and fumes while wearing lenses.
7. Ask your Eye Care Professional about wearing lenses during sporting activities e.g. swimming.
8. Put on your lenses before putting on makeup. Do not get cosmetics, lotions, soaps, creams, deodorants, or sprays in your eyes or on your lenses.
9. Do not use if the sterile package is opened or damaged.
10. If the lens appears damaged while placing on the tip of your index finger, do not use it.
11. Do not share your contact lenses with others.
12. Always keep your lenses immersed in recommended storage solution when lenses are not being worn. Prolonged periods of drying will reduce the ability of the lens surface to return to a wettable state.
13. Do not store the lenses or rinse the lens case with non-sterile water as this can lead to severe microbial infection. Consult Eye Care Professional for the cleaning of contact lens cases.
14. Always consult your Eye Care Professional on the suitability of lenses used and parameters.
15. The recommended storage temperature of contact lenses is below 27 °C to ensure the product shelf life is valid.

Symbol Reference Guide on Packaging and Label

	Manufacturer	CE 1639	Quality System Certification Symbol
EXP 	Use- by date	EC REP	Authorized representative in the European Community
LOT	Batch code	PWR	Diopter (Lens Power)
STERILE 	Sterilized using steam or dry heat	BC	Base Curve
	Consult instruction for use	DIA	Diameter
Rx only	CAUTION: U.S. Federal law restricts this device to sale by or on the order of a licensed eye care professional		



Printed in Singapore
 Revision date: 01/2021
 Revision number: MC-IFUK(2)

Obelis s.a
 Boulevard General Wahis 53
 1030 Brussels, BELGIUM
 Authorised Representative in
 the European Community

Oculus Private Limited
 10 Kaki Bukit Avenue 1
 #06-08
 Singapore 417942

These products are certified as medical devices in the European Union under the Medical Device Directive 93/42/EEC by SGS CE1639, exclusively for the indication(s) of optical correction of refractive ametropia (myopia and hyperopia). Other non-medical uses ascribed to these devices are not within the scope of CE certification, and users should be aware product performance and/or safety has not been evaluated by SGS for those purposes.